




## Step 1





- Open the Amazon Alexa App on your mobile device.

## Step 2





- Tap on the left top menu button.
- And in the menu tap on 'Smart Home'.

### Step 3




- Tap on 'Disable' at the right side from the Wink skill.
- And tap on 'Disable Skill'.

## Step 4



- Also make sure that the Alexa App forgets the devices which were linked via the Wink skill by tapping on 'Forget' at the right side from those respective devices.

## Step 5



- You have hereby successfully unpaired the Amazon Echo from the Wink Hub 2.