

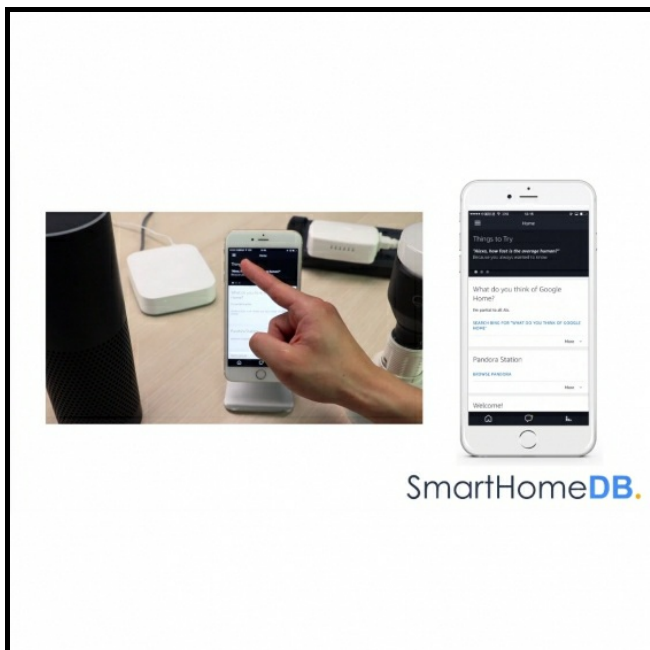


## Step 1





- Open the Amazon Alexa App on your mobile device.

## Step 2





- Tap on the left top menu button.
- And in the menu tap on 'Smart Home'.

### Step 3




- Tap on 'Disable' at the right side of the 'SmartThings' skill.
- And tap on 'Disable Skill'.

## Step 4



- Make sure to 'Forget' the devices which were linked with the Amazon Alexa App via the SmartThings skill by tapping on 'Forget' at the right side of the respective devices.

## Step 5



- You have hereby successfully unpaired the Amazon Echo from the Samsung SmartThings Hub.