




Step 1





- Open the Amazon Alexa App on your mobile device.

Step 2





- Tap on the left top menu button.
- And in the menu tap on 'Smart Home'.

Step 3




- Tap on 'Disable' at the right side of the 'Harmony' skill.
- And tap on 'Disable Skill'.

Step 4



- Make sure to 'Forget' the activities which were linked with the Amazon Alexa App via the Harmony skill by tapping on 'Forget' at the right side of the respective activities.

Step 5



- You have hereby successfully unpaired the Amazon Echo from the Logitech Harmony Home Hub.