

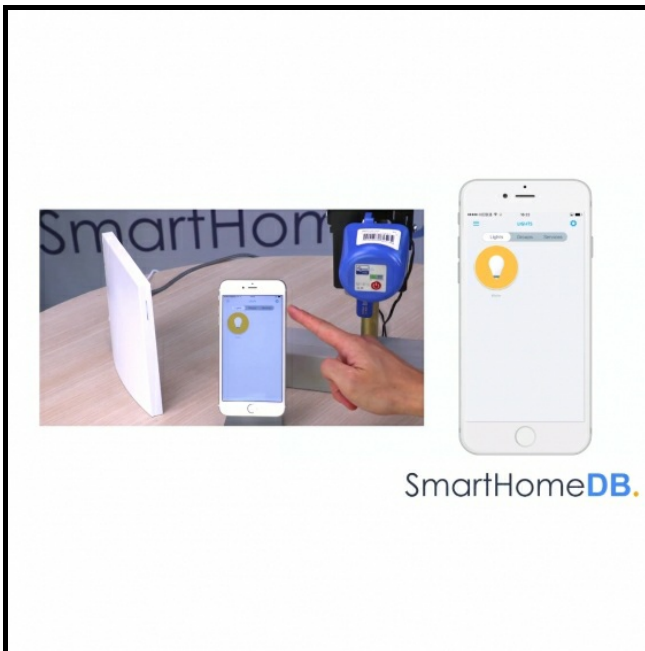


Step 1



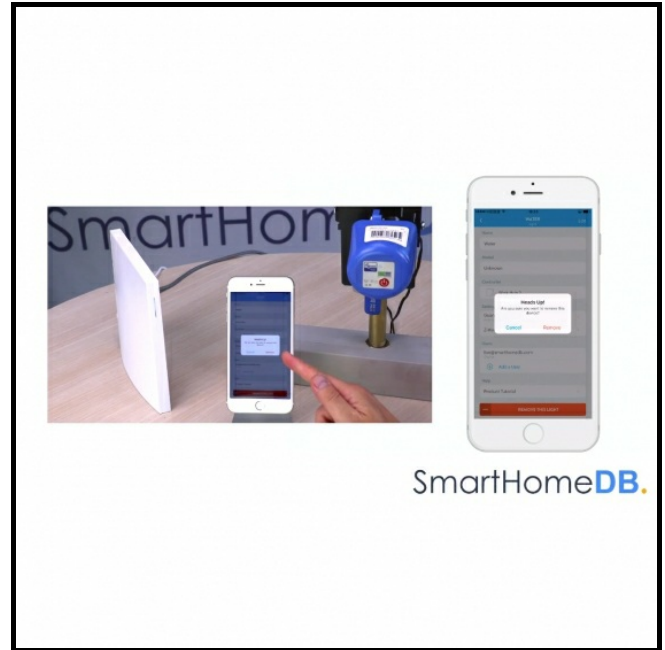

- Open the Wink App on your mobile device.

Step 2





- Tap on the settings icon at the right top.
- And tap on the thing which is associated with your EcoNet Valve Controller.

Step 3



- Scroll down and tap on 'Remove this device'.
- And tap on 'Remove'.

Step 4



- Proceed by quickly pressing 3 or more times on the Power Button of the EcoNet Valve Controller.
- You have hereby successfully unpaired the EcoNet Valve Controller from the Wink Hub 2.