




Step 1




- Open the Wink App on your mobile device.

Step 2





- Tap on the settings icon at the right top.
- And tap on the thing which is associated with your Aeotec Water Sensor.

Step 3



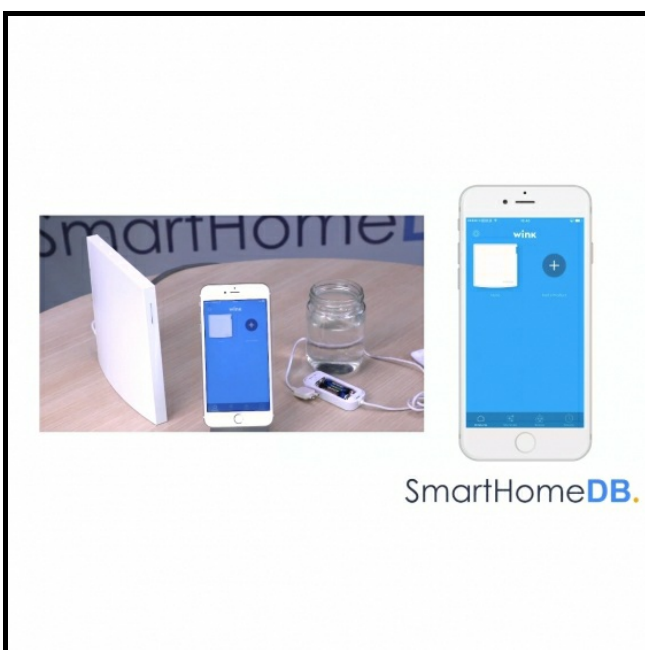
- Scroll down and tap on 'Remove this sensor'.
- And tap on 'Remove'.

Step 4



- Proceed by pressing on the Z-Wave Button found at the back of the Aeotec Water Sensor.

Step 5



- You have hereby successfully unpaired the Aeotec Water Sensor from the Wink Hub 2.