





Step 1




- Open the Wink App on your mobile device.

Step 2



- Tap on the settings icon at the right top.
- Tap on the thing which is associated with your Aeotec Smart Switch 6.
- Scroll down and tap on 'Remove this thing'.
- And tap on 'Remove'.

Step 3



- Proceed by pressing on the action button found at the front of the Aeotec Smart Switch 6.
- You have hereby successfully unpaired your Aeotec Smart Switch 6 from a Wink Hub 2.