




Step 1





- Open the Google Home App on your mobile device.

Step 2






- Tap on the left top menu button.
- And in the menu tap on 'Home Control'.

Step 3




- Tap on the right top menu button.
- And in the menu tap on 'Manage accounts'.

Step 4



- Tap on 'Wink'.
- Tap on 'Unlink account'.
- And tap on 'Unlink'.

Step 5



- You have hereby successfully unpaired the Google Home from the Wink Hub 2.