



Step 1





- Open the Google Home App on your mobile device.

Step 2





- Tap on the left top menu button.
- And in the menu tap on 'Explore'.

Step 3



- Scroll down to the section 'Home Control'.
- Search for 'Harmony'.
- And tap on 'Harmony'.

Step 4



- Scroll down and besides account status tap on 'Unlink'.
- And tap on 'Unlink'.
- You have hereby successfully unpaired the Google Home from the Logitech Harmony Home Hub.