
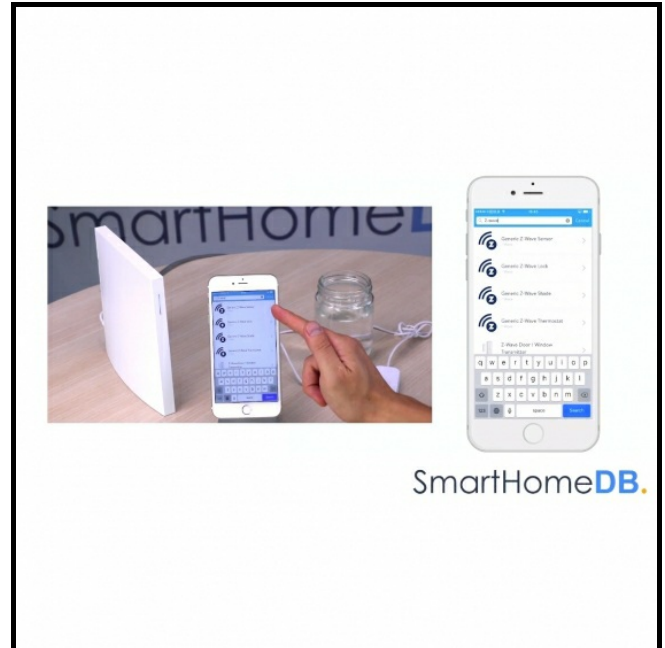



Step 1








- Open the Wink App on your mobile device.

Step 2




- Tap on 'Add a Product'.
- Search for 'z-wave'.
- And tap on 'Generic Z-Wave Sensor'.

Step 3




- Tap on 'Next' on the following 3 screens.
- And tap on 'Connect now'.
- The Wink Hub's LED will blink blue indicating that it is in pairing mode.

Step 4





- Proceed by pressing on the Z-Wave Button found at the back of the Aeotec Water Sensor.

Step 5



- The Wink App will indicate that it has found the Aeotec Water Sensor.
- Tap on 'Done'.

Step 6



- You have hereby successfully paired the Aeotec Water Sensor with the Wink Hub 2.