


## Step 1



- Open the Nexia App on your mobile device.

## Step 2



- Tap on the 'Left Top Menu Button'.

### Step 3



- In the menu tap on 'Connect New Device'.

### Step 4




- Tap on 'Z-Wave Device'.

## Step 5




- Tap on 'Continue'.
- The Nexia Bridge's Z-Wave Light will now blink orange indicating that it is in pairing mode.

## Step 6




- Plug the power adapter of the Linear Sounder / Siren / Strobe into a power socket.

## Step 7



- Push on the 'Black Action Switch' found at the backside of the Linear Sounder / Siren / Strobe.

## Step 8



- The Nexia App will indicate that it has found the Linear Sounder / Siren / Strobe and that the pairing process has been successful.
- You have hereby successfully paired the Linear Sounder / Siren / Strobe with the Nexia Bridge.