
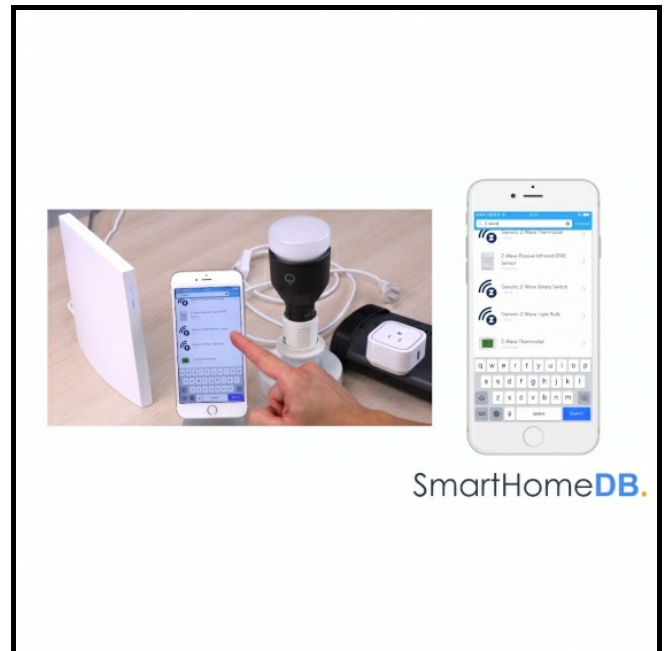



Step 1





- Open the Wink App on your mobile device.

Step 2





- Tap on 'Add a Product'.
- Search for 'z-wave'.
- And tap on 'Generic Z-Wave Binary Switch'.

Step 3




- Tap on 'Next' on the following 3 screens.
- Tap on 'Connect now'.
- The Wink Hub's LED will blink blue indicating that it is in pairing mode.

Step 4






- Proceed by pressing on the action button found at the front of the Aeotec Smart Switch 6.

Step 5



- The Wink App will indicate that it has found the Aeotec Smart Switch 6.
- Tap on 'Done'.

Step 6



- You have hereby successfully paired your Aeotec Smart Switch 6 with a Wink Hub 2.