
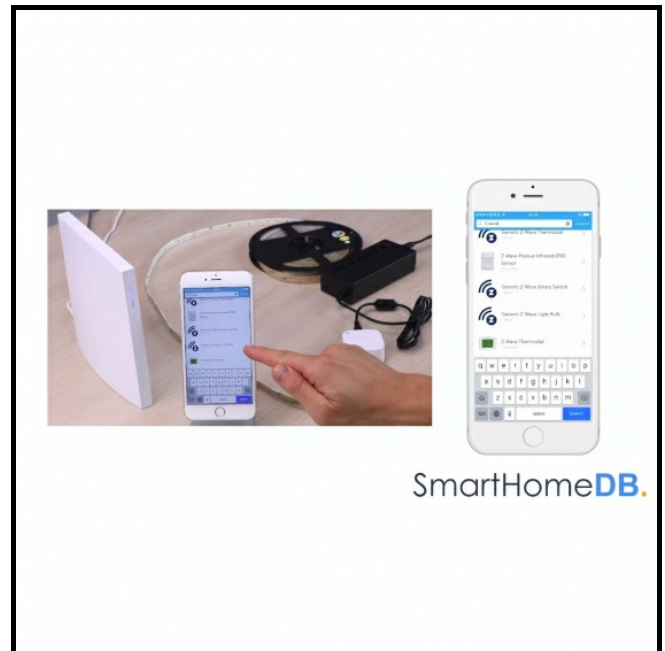



## Step 1




- Open the Wink App on your mobile device.

## Step 2



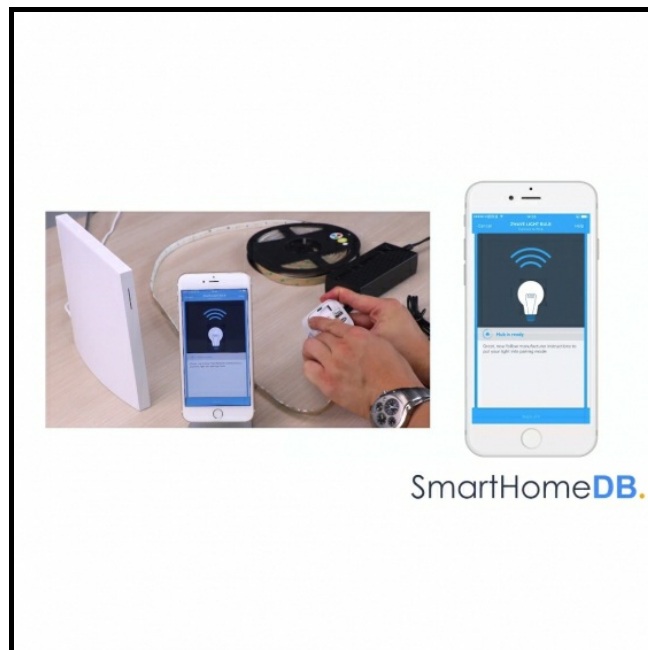

- Tap on 'Add a Product'.
- Search for 'z-wave'.
- And tap on the 'Generic Z-Wave Light Bulb'.

### Step 3




- Tap on 'Next' on the following 3 screens.
- And tap on 'Connect now'.
- The Wink Hub's LED will blink blue indicating that it is in pairing mode.

## Step 4






- Proceed by pressing on the action button found at the back of the Aeotec LED Strip Controller.

## Step 5



- The Wink App will indicate that it has found the Aeotec LED Strip.
- Tap on 'Done'.

## Step 6



- You have hereby successfully paired your Aeotec LED Strip with a Wink Hub 2.