



Step 1




- Open the SmartThings App on your mobile device.

Step 2




- Under the section 'Things' tap on 'Add a Thing'.
- The Samsung SmartThings Hub's LED will blink green indicating that it is in pairing mode.

Step 3




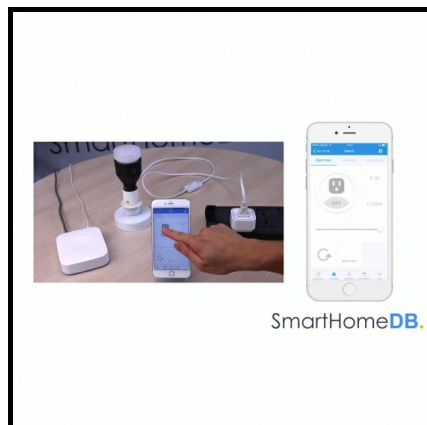
- Plug your Aeotec Smart Switch 6 into a power socket.
- And proceed by pressing on the action button found at the front of the Aeotec Smart Switch 6.

Step 4



- The SmartThings App will indicate that it has found the Aeotec Smart Switch 6.
- Tap on 'Save'.
- And tap on 'OK'.

Step 5



- You have hereby successfully paired your Aeotec Smart Switch 6 with a Samsung SmartThings Hub.