


## Step 1





- Open the SmartThings App on your mobile device.

## Step 2




- Under the section 'Things' tap on 'Add a Thing'.
- The Samsung SmartThings Hub's LED will blink green indicating that it is in pairing mode.

### Step 3



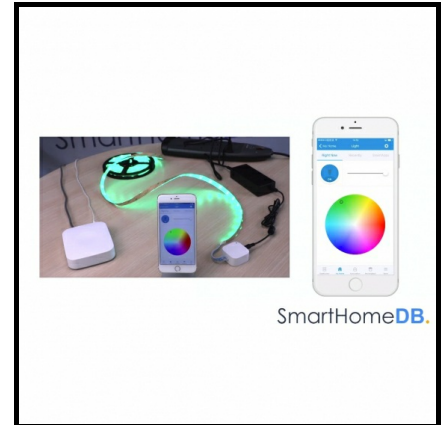


- Proceed by pressing on the action button found at the back of the Aeotec LED Strip Controller.

## Step 4



- The SmartThings App will indicate that it has found the Aeotec LED Strip.
- Tap on 'Save'.
- And tap on 'OK'.

## Step 5



- You have hereby successfully paired your Aeotec LED Strip with a Samsung SmartThings Hub.