





Step 1




- Open the Harmony App on your mobile device.

Step 2





- Tap on 'Devices'.
- Tap on 'Edit Devices'.
- And tap on add '+ Device'.

Step 3




- Tap on 'Zigbee/Z-Wave Devices'.

Step 4





- Proceed by pushing on the Z-Wave Button on the back of the Aeotec Water Sensor.

Step 5



- The Harmony App will indicate that it has found the Aeotec Water Sensor.
- Tap on 'Done'.

Step 6



- You have hereby successfully paired the Aeotec Water Sensor with the Logitech Harmony Home Hub with Extender.