




Step 1





- Open the Google Home App on your mobile device.

Step 2




- Tap on the left top menu button.
- And in the menu tap on 'Home Control'.

Step 3




- Tap on the (+) icon at the right bottom.
- Scroll down and tap on 'Wink'.

Step 4





- Log in to your 'Wink Account'.

Step 5



- The Google Home App will show you the devices it can control via the Wink Hub 2.
- Tap on 'Done'.
- Tap on 'Got it'.

Step 6



- You have hereby successfully paired the Google Home with the Wink Hub 2.