



Step 1




- Open the Google Home App on your mobile device.

Step 2



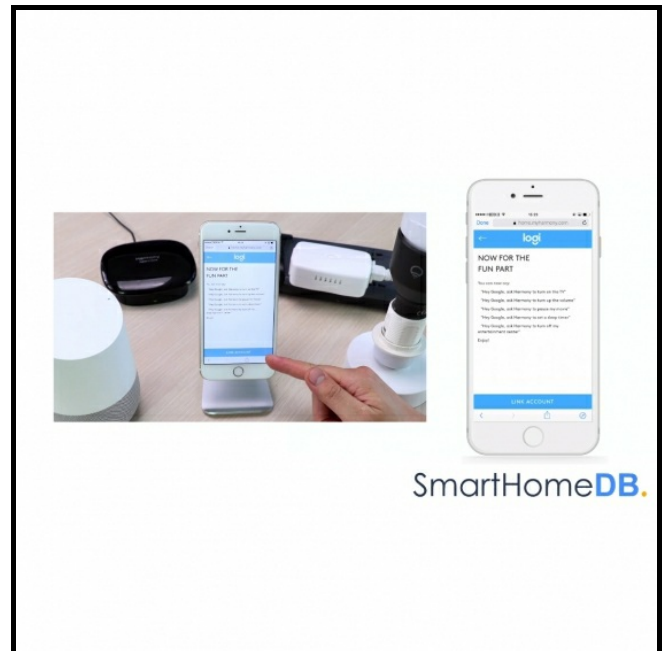

- Proceed by providing your Google Home with the instruction:
"Ok Google, ask Harmony to link my account."
- Your Google Home App will display a Link Card under the section:
Discover > Related to your activity
- Tap on 'Link'.

Step 3




- Log in to your 'Logitech Account'.

Step 4



- Logitech Harmony Home Hub Activities which can be linked with your Google Home will already have been preselected.
- Tap on '->' next.
- Tap on 'Link account'.

Step 5



- You have hereby successfully paired the Google Home with the Logitech Harmony Home Hub.