




Step 1



- Push the 'Minus (-) Button' on your Nexia Bridge.
- The Nexia Bridge's Z-Wave Light will now blink a slow orange indicating that it is ready to unpair a product.

Step 2



- Proceed by pushing on the black 'Action Switch' found on the back of the Linear Sounder.
- The Nexia Bridge's Z-Wave Light will now blink a fast orange indicating that the unpairing process is taking place.

Step 3



- You have hereby successfully unpaired the Linear Sounder from the Nexia Bridge.