
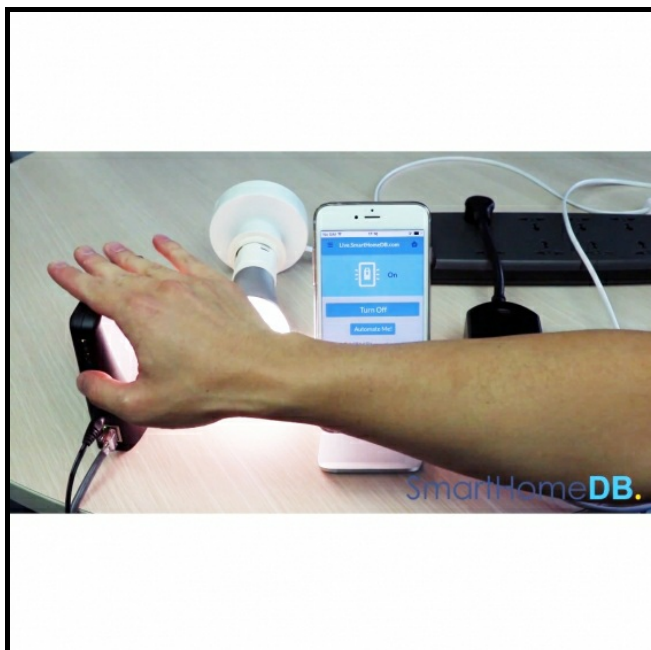


Step 1




- Push the 'Minus (-) Button' on your Nexia Bridge.
- The Nexia Bridge's Z-Wave Light will now blink a slow orange indicating that it is ready to unpair a product.

Step 2



- Proceed by pressing on the 'Action Button' found on the front of the GE Outdoor Module.
- The Nexia Bridge's Z-Wave Light will now blink a fast orange indicating that the unpairing process is taking place.

Step 3



- You have hereby successfully unpaired the GE Outdoor Module from the Nexia Bridge.